


ACCESSORIES FOR SZE2 CABINETS

LIGHTING



System lighting set

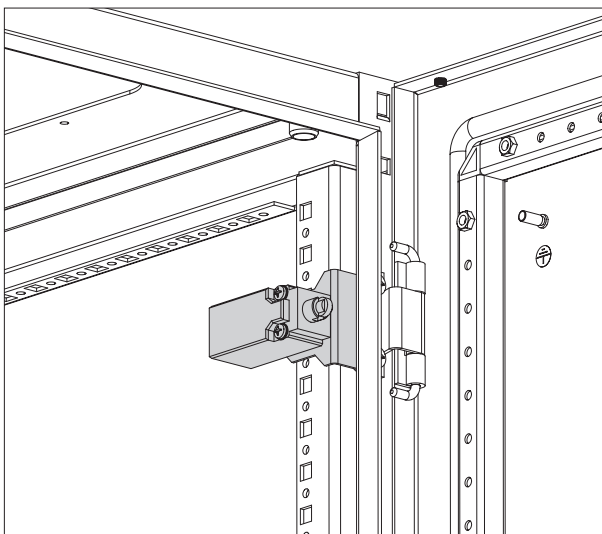
Fixed into the horizontal slots in the top part of the cabinet's frame.
 Equipped with a Schuko power socket and a switch.
 Possibility of direct power supply or use of the connecting cable from an adjacent lighting fitting.
 Possibility of door switch control.

Material

Electric light fitting - sheet steel powder painted in RAL 7035
 Mounting bar - Al-Zn coated sheet steel

Scope of delivery


Set contains: electric light fitting with a 14 W fluorescent lamp, connecting plug, mounting bar with adjusted length to the cabinet's width, fixing accessories.
 Connecting cable, power supply cable and door switch set are to be ordered separately.




Door switch mounted in the cabinet

Product name	For cabinet width [mm]	Catalogue number
System lighting set	600	WZ-1951-80-04-011
	800	WZ-1951-80-03-011
	1000	WZ-1951-80-02-011
	1200	WZ-1951-80-01-011
Connecting cable 0.6 m	600 - 800	M1T-02-0012
Connecting cable 1.0 m	1000 - 1200	M1T-02-0011
Power supply cable 3.0 m		M1T-02-0016
Door switch set with 1.0 m cable		WN-0208-01-00-000-01


Package: 1 set



Power supply cable



Connecting cable



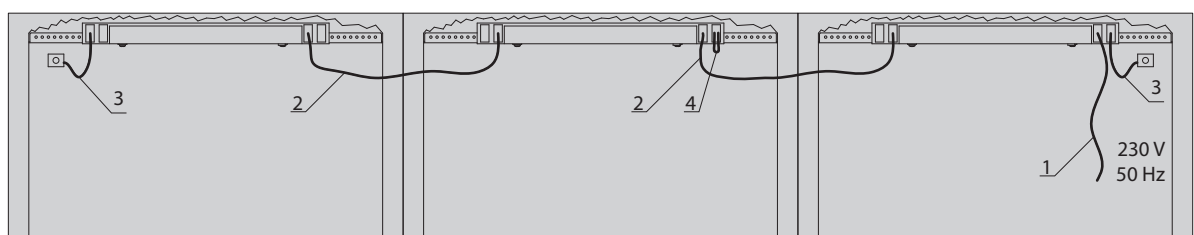
Door switch set



Connecting plug
(instead of the door switch)

CONNECTION DIAGRAM

1 - power supply cable, 2 - connecting cable, 3 - door switch set, 4 - connecting plug



ACCESSORIES FOR SIZE2 CABINETS

LIGHTING

Lighting set

Fixed into horizontal slots in the top part of the cabinet's frame.


Material

Body of the light fitting - aluminium
Mounting bar - Al-Zn coated

Scope of delivery

Set: electric light fitting with a LED lamp 230 V, 5 W and switch, mounting bar, 1.5 m power supply cable, fixing accessories for mounting the set in the cabinet.

The power supply cable equipped with a door switch is to be ordered separately.



Lighting set

The power supply cable with a door switch that automatically switches on and off the light or other devices when the cabinet opens and closes

Product name	For cabinet width [mm]	Catalogue number
Lighting set	600	WN-0208-05-02-000
	800	WN-0208-05-03-000
	1000	WN-0208-05-04-000
	1200	WN-0208-05-05-000
Power supply cable 1.6 + 1.0 m with a door switch		WN-0208-04-06-000-02


Package: 1 set

Door switch set

Mounted at the cabinet's door. Depending on wire connection, pressing the button closes or opens the circuit. Use only in circuits with safe (extra-low) voltage.

Scope of delivery

Door switch, mounting bracket, 2 screws



Package	Catalogue number
1 pc.	WZ-1951-41-03-000

