


DSR IT 19" COLLOCATION SERVER CABINETS

DESCRIPTION



DSR IT cabinets 47 U, 600 x 1000 mm



DSR IT 47 U, 800 x 1200 mm

CHARACTERISTIC

- The interior of the cabinet is divided by horizontal partitions for two or four compartments. Each compartment is equipped with: an independent 19" rack, cable trays routed on both sides of the cabinet, a door.
- A different key code for each compartment of the cabinet.
- Cable entry from the bottom or from the top.
- Cable openings in the top and bottom plates with knock-out blanking plates.
- U-marking on the mounting profiles.
- Maximum opening angle for front and rear door – 270°.
- Possibility to change door opening's direction.
- Possibility to put the cabinet directly on the floor (no protruding elements under the cabinet).
- Adaptation for buying the cabinets in row and Data Box creation (cold/hot aisle).

SCOPE OF DELIVERY

- Bolted frame (bottom plate, top plate, four posts).
- One or three horizontal partitions (depending on the cabinet's configuration).
- Perforated metal front and rear doors (80% perforation clearance) for each compartment of the cabinet.
- Side panels or partitions (depending on the cabinet's configuration).
- Two pairs of 19" mounting profiles type STANDARD for each compartment of the cabinet.
- Cable channels (depending on the cabinet's configuration).
- Earthing bar.
- Earthing conductors for doors and side panels.
- Four levelling feet.

TECHNICAL DATA

Material

Frame, side panels, partitions, doors, mounting profiles, C-profiles, cable trays

- sheet steel.

Outriggers (in 800 mm wide cabinets)

- zamak casting.

Protection degree

IP 20 in accordance with EN 60529.

Surface finishing

Frame, side panels, doors, partitions - powder paint, light grey (RAL 7035) or black (RAL 9005).

Mounting profiles, C-profiles, cable trays - Al-Zn coated.

Maximum load capacity

1500 kg

WYPOSAŻENIE DODATKOWE od str. 59


- **Plinth** page 60
- **Blanking and cable entry plates** page 75
- **Power strips** page 96
- **Shelves** page 64
- **Mounting guides** page 71

COLLOCATION SERVER CABINETS **DSR IT 19"**

DESCRIPTION




DSR IT
47 U, 800 x 1000 mm,
2 compartments 23 U,
cable trays
routed from below




DSR IT
47 U, 800 x 1000 mm,
4 compartments 11 U,
cable trays
routed from below



DSR IT 600 x 1200 mm, top plate



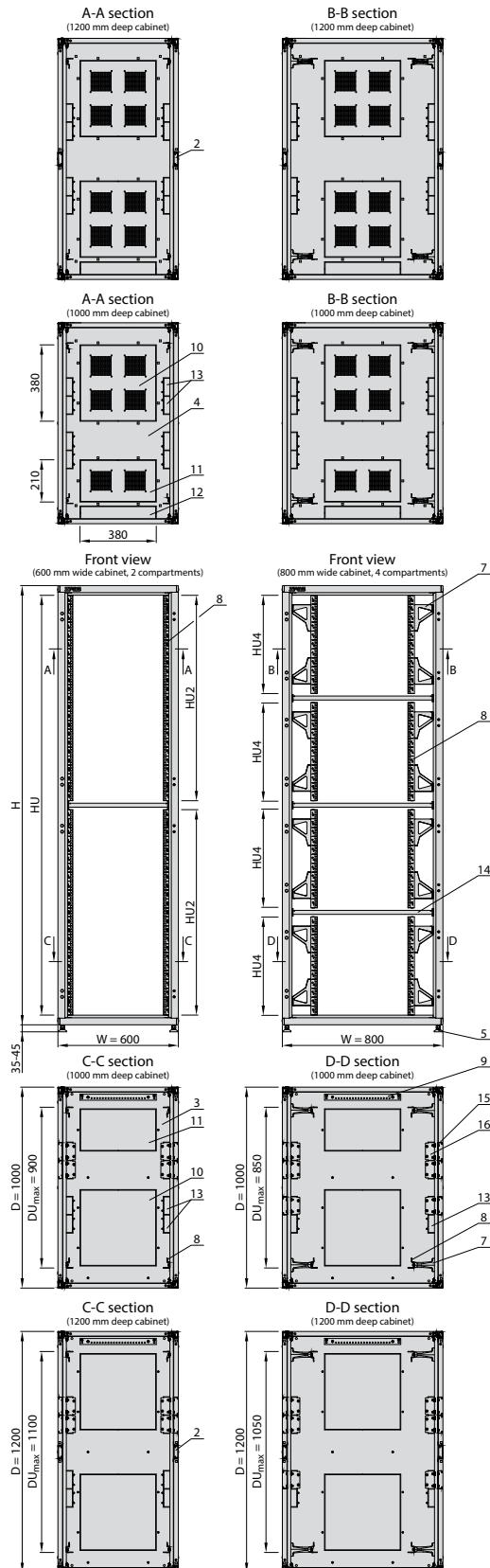
DSR IT 600 x 1200 mm, bottom plate



DSR IT
47 U, 600 x 1000 mm,
4 compartments 11 U,
cable trays
routed from
below and above

DSR IT 19" COLLOCATION SERVER CABINETS

DESIGN

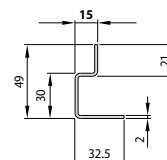
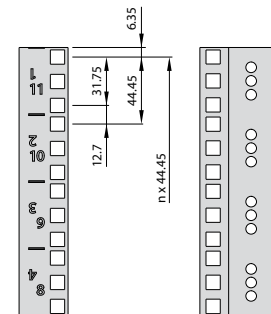
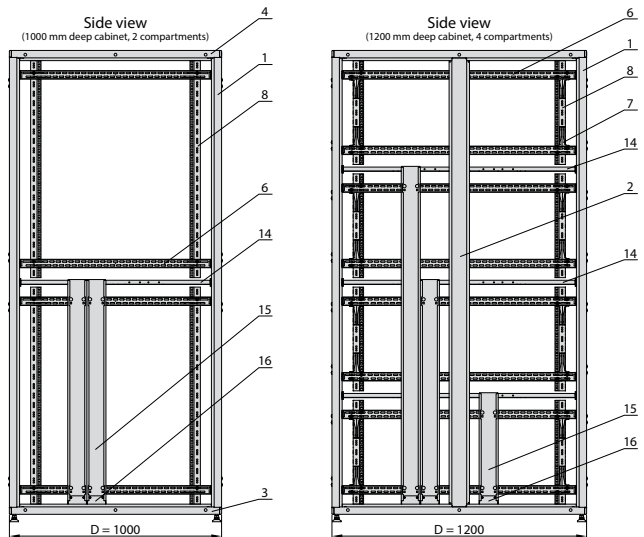


DESIGN

1. Frame's post
2. Frame's middle post
3. Frame's bottom plate
4. Frame's top plate
5. Adjustable feet
6. C-profile for 15 mm deep mounting profiles
7. Outrigger
8. 19" mounting profile, type STANDARD, 15 mm deep
9. Earthing bar
10. Knock-out blanking plate 380 x 380 mm
11. Knock-out blanking plate 380 x 210 mm
12. Knock-out blanking plate 380 x 71 mm
13. Knock-out blanking plate 87 x 44 mm
14. Partition
15. Cable tray 90 x 20.5 mm
16. Cable cover

Note:

The cabinets in the drawing are shown without any panels or doors.



19" mounting profile
type STANDARD,
15 mm deep

COLLOCATION SERVER CABINETS **DSR IT 19"**

CONFIGURATOR

REFERENCE CHART

Width W [mm]	Depth D [mm]	Reference number	
600	1000	426010	476010
	1200	426012	476012
800	1000	428010	478010
	1200	428012	478012
Total frame height H [mm]		1963	2186
Usable frame height HU [U = 44.45 mm]		42 U	47 U
Usable compartments height	2 compartments: 2 x HU2	2 x 20 U	2 x 23 U
	4 compartments: 4 x HU4	4 x 10 U	4 x 11 U

CATALOGUE NUMBER OF DSR IT CABINET

WZ-DSRIT-XXXXXX-44XX-XX-XXX

F | R | LS | RS

Reference number
specifies the cabinet's total dimensions (see reference chart).

| **F** - FRONT | **R** - REAR |
Door type:
4 - single-leaf perforated metal door (80% perforation clearance), lock with swing handle

| **LS** - LEFT SIDE | **RS** - RIGHT SIDE |
Side panel types:
0 - without any panel
A - solid metal side panel with single-point locks
D - solid metal partition with single-point locks

The number of compartments:
2 - two compartments
4 - four compartments

Cable trays orientation:
1 - cable trays routed from below
2 - cable trays routed from above
3 - cable trays routed from below and above

Cabinet's colour:
011 - RAL 7035 (light grey)
161 - RAL 9005 (black)


SZB/DSR IT 19" SERVER CABINETS

COLD AISLE INSTALLATIONS

Cold aisle installation

The **SZB IT Data Box** solution physically separates the air distributed by air conditioners and the hot air generated by operating equipment.

SZB IT Data Box optimises the usability of the data centre infrastructure.



Example of Data Box set consists of 12 pcs of SZB IT 47 U, 800 x 1200 mm, sliding doors and raised aisle roof. Cabinets without feet. Cable tray on the roof.



Example of Data Box set consists of:
4 pcs of SZB IT 42 U, 800 x 1000 mm,
2 pcs of DSR IT 42 U, 800 x 1000 mm with 2 compartments,
2 pcs of DSR IT 42 U, 800 x 1000 mm with 4 compartments,
sliding doors, flat aisle roof.
Cabinets on 100 mm plinth.

SERVER CABINETS **SZB/DSR IT 19"**

COLD AISLE INSTALLATIONS

Cold aisle sliding door

Manual sliding glass doors without a lock. Opened along the entire width of the aisle. Supplied with a roof masking panel and cabinet side panels.

Designed for cold aisle **1200 mm** wide.

Material

Aluminium profiles; safety glass; sheet steel powder painted in light grey (RAL 7035) or black (RAL 9005).

Scope of delivery

Two sliding door leaves with rails, runners and self-closer, two or four cabinet side panels (depending on the depth of the cabinets), aisle roof masking panel, fixing accessories.



WZ-8848-01-03-161
Cold aisle sliding door for Data Box 47 U, 1200 mm, without feet or plinth, with raised roof



WZ-8848-01-06-161
Cold aisle sliding door for Data Box 42 U, 1000 mm, with plinth and flat roof




WZ-8848-01-06-161
Cold aisle sliding door for Data Box 47 U, 1200 mm, with feet and raised roof

For Data Box cabinets'		Catalogue number			
		Sliding door for aisle with raised roof		Sliding door for aisle with flat roof	
height	depth	RAL 7035	RAL 9005	RAL 7035	RAL 9005
42 U without feet or plinth	1000	WZ-8848-20-01-011	WZ-8848-20-01-161	WZ-8848-30-01-011	WZ-8848-30-01-161
	1200	WZ-8848-01-01-011	WZ-8848-01-01-161	WZ-8848-45-01-011	WZ-8848-45-01-161
47 U without feet or plinth	1000	WZ-8848-20-03-011	WZ-8848-20-03-161	WZ-8848-30-03-011	WZ-8848-30-03-161
	1200	WZ-8848-01-03-011	WZ-8848-01-03-161	WZ-8848-45-03-011	WZ-8848-45-03-161
42 U with feet	1000	WZ-8848-20-04-011	WZ-8848-20-04-161	WZ-8848-30-04-011	WZ-8848-30-04-161
	1200	WZ-8848-01-04-011	WZ-8848-01-04-161	WZ-8848-45-04-011	WZ-8848-45-04-161
47 U with feet	1000	WZ-8848-20-06-011	WZ-8848-20-06-161	WZ-8848-30-06-011	WZ-8848-30-06-161
	1200	WZ-8848-01-06-011	WZ-8848-01-06-161	WZ-8848-45-06-011	WZ-8848-45-06-161
42 U with plinth	1000	WZ-8848-20-07-011	WZ-8848-20-07-161	WZ-8848-30-07-011	WZ-8848-30-07-161
	1200	WZ-8848-01-07-011	WZ-8848-01-07-161	WZ-8848-45-07-011	WZ-8848-45-07-161
47 U with plinth	1000	WZ-8848-20-09-011	WZ-8848-20-09-161	WZ-8848-30-09-011	WZ-8848-30-09-161
	1200	WZ-8848-01-09-011	WZ-8848-01-09-161	WZ-8848-45-09-011	WZ-8848-45-09-161

Package: 1 set

SZB/DSR IT 19" SERVER CABINETS

COLD AISLE INSTALLATIONS



Cold aisle flat roof

Flat roof module for 1200 mm wide cold aisle. The transparent part of the module is tiltable. The modular design allows easy expansion and installation of lighting.

Material

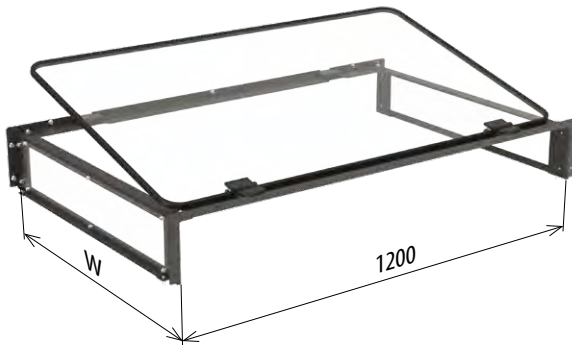
Transparent plastic (polycarbonate); sheet steel powder painted in light grey (RAL 7035) or black (RAL 9005).

Scope of delivery

Roof module with fixing accessories.

Width W [mm]	Catalogue number	
	RAL 7035	RAL 9005
300	WZ-8848-60-04-011	WZ-8848-60-04-161
400	WZ-8848-60-05-011	WZ-8848-60-05-161
600	WZ-8848-60-02-011	WZ-8848-60-02-161
800	WZ-8848-60-01-011	WZ-8848-60-01-161

Package: 1 pc.



Cold aisle raised roof

Roof module with internal height of 150 mm for 1200 mm wide cold aisle. The top transparent element of the module is tiltable. The modular design allows easy expansion and installation of lighting.

Material

Transparent plastic (polycarbonate); sheet steel powder painted in light grey (RAL 7035) or black (RAL 9005).

Scope of delivery

Roof module with fixing accessories.

Width W [mm]	Catalogue number	
	RAL 7035	RAL 9005
300	WZ-8848-40-04-011	WZ-8848-40-04-161
400	WZ-8848-40-05-011	WZ-8848-40-05-161
600	WZ-8848-40-02-011	WZ-8848-40-02-161
800	WZ-8848-40-01-011	WZ-8848-40-01-161

Package: 1 pc.

SERVER CABINETS **SZB/DSR IT 19"**

COLD AISLE INSTALLATIONS

Partition panel for cabinets baying in row

Side panel of the cabinet adapted as partition between cabinets baying in row. It is with four openings for clamp connectors bolts.

Material


Sheet steel powder painted in light grey (RAL 7035) or black (RAL 9005).

Scope of delivery

One-piece or two-piece complete partition panel with locks, fixing pins and an earthing conductor.

For cabinets'		Catalogue number	
height	depth	RAL 7035	RAL 9005
42 U	1200	WZ-8848-24-4212-011	WZ-8848-24-4212-161
	1000	WZ-8848-24-4210-011	WZ-8848-24-4210-161
47 U	1200	WZ-8848-24-4712-011	WZ-8848-24-4712-161
	1000	WZ-8848-24-4710-011	WZ-8848-24-4710-161

Package: 1 pc.



WZ-8848-24-4712-161
Two-parts partition panel for cabinet SZBIT 47 U , 1200 mm deep

WZ-8848-24-4210-161
Partition panel for SZB IT 42 U , 1000 mm deep

Set for baying SZB IT cabinets in rows

Set of elements for baying SZB IT cabinets. One set is intended for baying two cabinets.

Material

Al-Zn coated sheet steel.


Scope of delivery

4 clamp connectors, 4 bolts M8 with nut.

Package	Catalogue number
1 set	WZ-8848-23-00-000



Baying frame posts without partition panel



Baying frame posts with partition panel

SZB/DSR IT 19" SERVER CABINETS

COLD AISLE INSTALLATIONS



WZ-8848-50-06-161
Cold aisle cover for Data Box set 47 U with feet and raised roof

Cold aisle cover

It is an optional solution instead of sliding doors. Designed for cold aisle **1200 mm** wide.

Material

Sheet steel powder painted in light grey (RAL 7035) or black (RAL 9005).

Scope of delivery

Cold aisle cover, aisle roof masking panel, sealing (for set on feet only), fixing accessories.



Data Box set 47 U with feet, raised roof and cold aisle cover

For Data Box with cabinets' height	Catalogue number			
	Cover for aisle with raised roof		Cover for aisle with flat roof	
	RAL 7035	RAL 9005	RAL 7035	RAL 9005
42 U without feet or plinth	WZ-8848-50-01-011	WZ-8848-50-01-161	WZ-8848-50-10-011	WZ-8848-50-10-161
47 U without feet or plinth	WZ-8848-50-03-011	WZ-8848-50-03-161	WZ-8848-50-12-011	WZ-8848-50-12-161
42 U with feet	WZ-8848-50-04-011	WZ-8848-50-04-161	WZ-8848-50-13-011	WZ-8848-50-13-161
47 U with feet	WZ-8848-50-06-011	WZ-8848-50-06-161	WZ-8848-50-15-011	WZ-8848-50-15-161
42 U with plinth	WZ-8848-50-07-011	WZ-8848-50-07-161	WZ-8848-50-16-011	WZ-8848-50-16-161
47 U with plinth	WZ-8848-50-09-011	WZ-8848-50-09-161	WZ-8848-50-18-011	WZ-8848-50-18-161

Package: 1 set

SERVER CABINETS **SZB/DSR IT 19"**

COLD AISLE INSTALLATIONS

Sealing masking strip for cabinet on feet

Sealing masking strip protects from getting cold air from the aisle to the space under the cabinet.

Material

Sheet steel powder painted in light grey (RAL 7035) or black (RAL 9005), black plastic.

Scope of delivery

Sealing masking strip with fixing accessories.



For cabinets' width [mm]	Catalogue number	
	RAL 7035	RAL 9005
800	WZ-8848-27-01-011	WZ-8848-27-01-161
600	WZ-8848-27-02-011	WZ-8848-27-02-161

Package: 1 pc



Cabinet equipped with sealing masking strip

Aisle lightening

Aisle can be equipped with modular lightening.

Available on request.



Example of light fittings mounted under the roof of the aisle

Cable trays systems

Data Box set can be equipped with cable trays system assembled on cabinets.

Available on request.

